

# PROVET INSTRUMENTS AND EQUIPMENT

## Hospital Equipment



INSTRUMENTS  
& EQUIPMENT

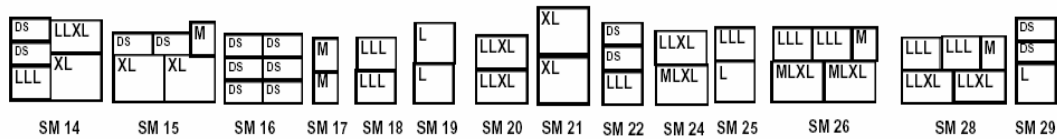
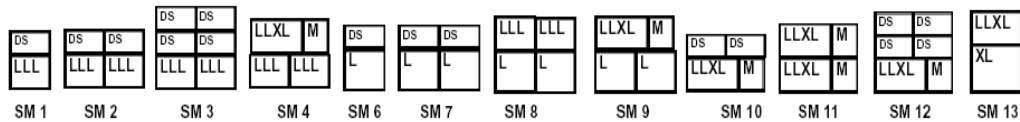
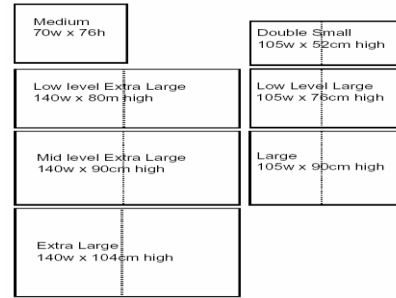


For more information phone your local Provet branch or visit [www.provet.com.au](http://www.provet.com.au)

# Stainless Steel Cages

\* complete with side, top and end panels.

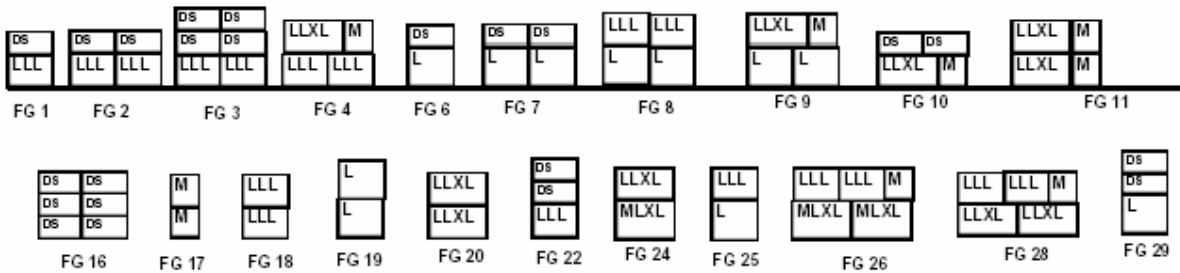
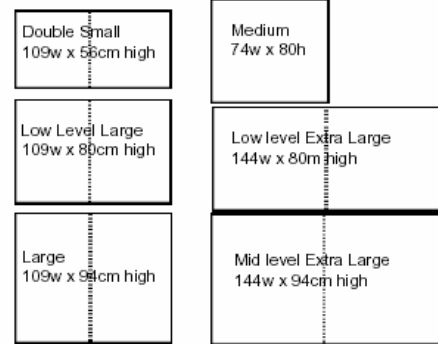
- Australian designed and manufactured
- All marine grade 304 Stainless Steel
- Sanitary, easy to clean. Smooth satin finish
- TIG pulse welded seams, rounded corners
- All cages except medium have standard dividers
- Cages slope slightly to front for easy drainage
- Drains and troughs standard, with built in slope
- No centre pillars, remove and insert dividers while doors closed
- Supplied assembled, ready to use
- Stainless steel wheels
- All cages are 68cm deep; 75cm deep with waste trough
- 7 standard cage sizes available
- Locks on 2 front wheels
- 10 year warranty



EasyVet Code	Provet Item Number	Width with End Panel	External Depth Inc. Gutter	External Height Inc. Base	Packed Volume (M3)
SM1	CAGE SM1	1110	740	1500	1.2
SM2	CAGE SM2	2160	740	1500	2.4
SM3	CAGE SM3	2160	740	2095	3.3
SM4	CAGE SM4	2160	740	1735	2.8
SM6	CAGE SM6	1110	740	1635	1.3
SM7	CAGE SM7	2160	740	1635	2.6
SM8	CAGE SM8	2160	740	1875	3.0
SM9	CAGE SM9	2160	740	1875	3.0
SM10	CAGE SM10	2160	740	1500	2.4
SM11	CAGE SM11	2160	740	1735	2.8
SM12	CAGE SM12	2160	740	2100	3.4
SM13	CAGE SM13	1460	740	2020	2.2
SM14	CAGE SM14	2510	740	2090	3.9
SM15	CAGE SM15	2860	740	2100	4.4
SM16	CAGE SM16	2160	740	1840	2.9
SM17	CAGE SM17	760	740	1735	1.0
SM18	CAGE SM18	1110	740	1735	1.4
SM19	CAGE SM19	1110	740	2020	1.7
SM20	CAGE SM20	1460	740	1735	1.9
SM21	CAGE SM21	1460	740	2305	2.5
SM22	CAGE SM22	1110	740	2100	1.7
SM24	CAGE SM24	1460	740	1875	2.0
SM25	CAGE SM25	1110	740	1875	1.5
SM26	CAGE SM26	2860	740	1875	4.0
SM28	CAGE SM28	2860	740	1735	3.7
SM29	CAGE SM29	1110	740	2240	1.8
Cage Cart Med*		820	740	938	0.6
Cage Cart LLL*		1110	740	938	0.8
Cage Cart L*		1110	740	1078	0.9
Cage Cart LLXL*		1460	740	938	1.0
Cage Cart MLXL*		1460	740	1078	1.2
Cage Cart XL*		1460	740	1218	1.3

# Fibreglass Cages

- Australian designed and manufactured
- Sanitary, easy to clean. Smooth finish with radius corners
- All cages except medium have standard dividers
- Cages slope slightly to front for easy drainage
- Drains and troughs standard
- No centre pillars, remove and insert divider while doors closed
- Supplied assembled, ready to use
- All cages are 68cm deep; 75cm deep with waste trough
- 6 cage sizes available in 26 standard modules
- Locks on 2 front wheels
- Optional end panel
- 5 year warranty on fibreglass
- 10 year warranty on doors



EasyVet Reference No.	Provet Item Number	Width	External Depth		External Height		Packed Volume (M3)
			Inc. Gutter		Inc. Base		
<b>M</b>		740	740		950	0.5	
<b>DS</b>		1090	740		1300	1.0	
<b>LLL</b>		1090	740		1300	1.0	
<b>L</b>		1090	740		1300	1.0	
<b>MLXL</b>		1440	740		1650	1.8	
<b>FG1</b>	CAGE EFG1	1090	740		1620	1.3	
<b>FG2</b>	CAGE EFG2	2180	740		1620	2.6	
<b>FG3</b>	CAGE EFG3	2180	740		2230	3.6	
<b>FG4</b>	CAGE EFG4	2180	740		1860	3.0	
<b>FG6</b>	CAGE EFG6	1090	740		1760	1.4	
<b>FG7</b>	CAGE EFG7	2180	740		1760	2.8	
<b>FG8</b>	CAGE EFG8	2180	740		2000	3.2	
<b>FG9</b>	CAGE EFG9	2180	740		2000	3.2	
<b>FG10</b>	CAGE EFG10	2180	740		1620	2.6	
<b>FG11</b>	CAGE EFG11	2180	740		1860	3.0	
<b>FG16</b>	CAGE EFG16	2180	740		1990	3.2	
<b>FG17</b>	CAGE EFG17	740	740		1860	1.0	
<b>FG18</b>	CAGE EFG18	1090	740		1860	1.5	
<b>FG19</b>	CAGE EFG19	1090	740		2120	1.7	
<b>FG20</b>	CAGE EFG20	1440	740		1860	2.0	
<b>FG22</b>	CAGE EFG22	1090	740		2230	1.8	
<b>FG24</b>	CAGE EFG24	1440	740		2000	2.1	
<b>FG25</b>	CAGE EFG25	1090	740		2000	1.6	
<b>FG26</b>	CAGE EFG26	2880	740		2000	4.3	
<b>FG28</b>	CAGE EFG28	2880	740		1860	4.0	
<b>FG29</b>	CAGE EFG29	1090	740		2370	1.9	

## Double Height Supercat Cages

Each has two shelves, one solid shelf and one mesh trampoline (removable). Roam alone door as a standard feature, allowing side access between cages. Removable middle to allow one large cage. Ventilation in bottom and top door.

Dimensions: 1900Hx750Wx750D

Provet Code: **CAGE S C D**

Castor Set for Supercat Cages

Provet Code: **CAGE S C C**



## Triple Height Cat Shack

An attractive and economical option for cat hospitalization. A single shack construction and powder coated for hygiene and durability. All 3 levels feature a built in cat crush where a false back can be pulled to the front of the cage.

Dimensions: 1910Hx750Wx650D

Provet Code: **CAGE C ST**

Castor Set for Cat Shack

Provet Code: **CAGE C STP**



## Cage Management Signs

Signs are 12cm long and 5cm high. Available with or without stainless steel mounting plate, designed to hang on cage door.

Provet Codes:

Sign	Provet Code
I Bite	<b>CAGE M S01</b>
Surgery	<b>CAGE M S02</b>
Boarding	<b>CAGE M S03</b>
Grooming	<b>CAGE M S04</b>
Bath	<b>CAGE M S05</b>
Fluid Only	<b>CAGE M S06</b>
No Food	<b>CAGE M S07</b>
Cage Rest	<b>CAGE M S08</b>
Pre-Med Given	<b>CAGE M S09</b>
Set of Signs & Plates	<b>CAGE M S10</b>
Sign Plate Only	<b>CAGE M S11</b>



## Cage Card Holders

Keep patient records with our cage card holders.

Provet Code:

Size A4—**CAGE C H4**

Size A5—**CAGE C H3**



CT Holders have a 40mm tray on bottom to hold medicines.

Provet Code:

Size A4—**CAGE C H6**

Size A5—**CAGE C H5**

## Cage Mount Pump Support

This very versatile accessory allows you to place a drip stand and fluid pump as required when ever you need it. This provides an easily re-locatable fluid therapy station. Slips easily onto the cage door in seconds. IV stand is adjustable. An essential tool in any facility, especially where floor space is limited.



Provet Code: **DRIP CM 3**

## Cage Mounted Drip Stand

Simple, portable fluid management for any cage

Provet Code: **DRIP CM 2**



## Mobile IV Drip Stand

Comes with a drip stand head mounted on a 5 leg base. Heavy alloy base or lightweight 5kg nylon base available. Rams head, 4 prong or outside hook option

Nylon Base - Provet Code: **DRIP S 5**

Alloy Base - Provet Code: **DRIP S 6**




## Cage Door Cat Crush

Inserts through very slight opening in cage door so the offending animal can be crushed to the rear of the cage for injection or other control.

Handles allow the crush to sit neatly on the inside of the cage for cases where longer term treatment of the fractious patient is required.

Provet Code: **CATC 01**



## Examination Table

A stable, robust, stainless steel table which is easy to clean. The rails welded below the table top allow for securing of patients while providing added stability to the table.



Sound deadening material reduces noise and subsequently reduces animal fright. One leg has a height adjustment to maintain stability on uneven floors and all four legs are capped with non-scratch tips.

Dimensions: 1100x600x860 high  
**Provet Code: TABL C1160**

Dimensions: 800x600x860 high  
**Provet Code: TABL C1168**

**Recessed Top** 1100x600x860 high

## Wall Mounted Examination Table

A table that has the ability to fold up or down against the wall. Useful when space is at a premium or when larger animals are required to be examined on the floor.



Dimensions: 1030x600. Minimum height 980mm

**Provet Code: TABL C F—Fold Up**

**Provet Code: TABL C F2—Fold Down**

## Electric Operating Table

This new sleek, modern and innovative design incorporates the latest technology giving both durability and reliability. Height adjusted from a low 750mm to an amazing 1250mm platform height. The foot switch can be operated attached to the base or a satellite. The table has a 70 degrees tilt from the horizontal position. Can incorporate the flat top assembly or the versatile V top assembly.



Mains and battery power standard

**Flat Top - Provet Code: OPER T HF**

**V-Top - Provet Code: OPER T HV**

## Back Saver Examination Table

Height adjustment from 700-1200mm high. Standard examination top 1100 x 600mm. Comfortable working level for all your needs. Easy adjustable height to suit all patient sizes.



**Provet Code: TABL E 2**

## Wet Prep Table - Shallow

This table slopes back to the sink end and drains into a standard drain outlet. A two piece removable grille fits onto the tub so the animal stays dry and clean when liquid is in abundance. Tie down cleats are located around the outside of the perimeter. Plumbing fixtures are an option.

Dimensions: 1670mm L x 900mm H x 580mm W  
**Provet Code: TABL P 11**

**Single Leg Shallow Prep Table**  
**Provet Code: TABL P 10**



## Wet Prep Table - Deep

All the advantages of the Shallow Wet Prep with the added capabilities of the deep tub in which a patient can be washed or bathed.

The deep end of the tub is 500mm deep, while the shallow end is similar to the Prep and treatment Table at 100mm deep. Stainless Steel split grilles are standard. A waste trap is fitted allowing you to collect all solid matter without getting your hands wet. Plumbing fixtures are an option.

Dimensions: 1670mm L x 580mm W x 900mm H  
**Provet Code: TABL P 6**

**Solid Treatment Table Cover** - Suitable for shallow and deep tables  
**Provet Code: TABL P 7**



## Wet Prep Table - Mobile

Mobile Prep tables are shorter than the standard Wet Prep Tables, so they can be moved around the surgery when required. Has a split grille on top for easy lift out or partial lift out. The tub slopes 105mm to 150mm. Because this is a mobile table, plumbing must be wall mounted.

Dimensions: 580mm W x 1200 L x 900 H

**Provet Code: TABL P 4**



## Wet Prep Table - Plumbing

**Plumbing Set includes:**

- A stainless steel mesh covered flexible, retractable high pressure hose with a food industry quality wash wand incorporating on/off controls on the wand hand piece.
- An accessory outlet with quick connect fitting for the faecal macerator supplied
- High quality lever style tap set.
- Faecal macerator
- Plug and waste outlet.

**Provet Code: TABL W 3**




## X-Ray Table

This X-Ray Table is larger than the standard examination table. It has tie down cleats and lead sheet incorporated under the surface of the stainless steel top.

Dimensions: 1400mm x 600mm x 860mm

Provet Code: XRAY T S1




## Standard Acrylic Top X-Ray Table

This table allows movement of the cassette under the acrylic on a standard cassette holder.

You can accurately place the cassette because you can see through the acrylic top.

Dimensions: 1400mm x 600mm x 860mm

Provet Code: XRAY T S2



## Flexible X-Ray Mat

For safety, use an x-ray mat on any stainless steel table.

When taking more than one exposure on a single cassette, use this mat to cover a portion of the cassette.

Lead is impregnated – 1.1mm lead equivalent.

Dimensions: 500mm wide / per cm length

Provet Code: XRAY MF



## Pegasus Equine Operating Table

The world's first stainless steel fully hydraulic Equine Operating Table. The Pegasus is a new age in equine operating table design providing durability, ease of use and efficient operation.

Provet Code: OPER T E P



## Deluxe Chair

Be comfortable in this well designed, generously padded chair.

The adjustable foot ring, height and backrest angle with adjustable height. Backrest means that everyone can find a comfortable setting.

Provet Code: THEA C D



## Fixed Back Stool

This stool with a low fixed back gives great support. Large seat diameter and solid 75mm padding ensure comfort over long periods.

Provet Code: STOO 01



## Gas Lift Stool

Like its sibling above this is a great stool to have around. It can be tucked away when not required. Great as a nurses stool or even low consulting.

Provet Code: STOOL 02

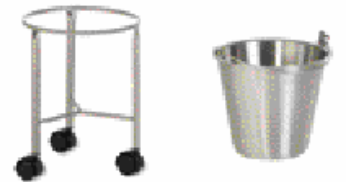


## Kick Bucket and Stand

Another classic must have item for your theatre. It is easy to kick around and easy to clean and sterilize. Big 13 litre capacity.

Bucket - Provet Code: BUCK S

Stand - Provet Code: BUCK 04



## Scissor Lift Trolley

A very popular multi-purpose table. Features a light pedal action lift, two locking wheels, and controlled drop.

Standard Lift Flat Top - 900mm high  
Provet Code: TROL SL E

Hi Lift Flat Top - 1300 high  
Provet Code: TROL SL E7



# HOSPITAL EQUIPMENT

Provet takes you to where you want to be...

## Mayo Instrument Tables

This standard table is available in two sizes, to cater for small or larger instrument loads. Height adjustment from 900-1300mm to fit over almost any surface. Stable and highly mobile. Will fit neatly under Wash & Treatment or Prep & Treatment Tables, Operating Tables, or even adjacent to bench tops.



### Small Mayo Table - Provet Code: INST M T

Tray: 355x540x20mm deep.

Base: 510x600x900-1300 high

### Large Mayo Table - Provet Code: INST M TLE

Tray: 700x500x30mm deep. Base 600x950x900-1300 high

## Instrument Trolleys

### two shelves and no rails

50x50x90cm high - Stainless Steel

Provet Code: INST T 31

50x50x90cm high - Powder Coated

Provet Code: INST T 38

60x50x90cm high - Stainless Steel

Provet Code: TROL E0060

60x50x90cm high - Powder Coated

Provet Code: INST T 37



## Instrument Trolleys

### three shelves and no rails

50x50x90cm high - Stainless Steel

Provet Code: INST T 29

50x50x90cm high - Powder Coated

Provet Code: INST T 35

60x50x90cm high - Stainless Steel

Provet Code: INST T 13

60x50x90cm high - Powder Coated

Provet Code: INST T 36



## Instrument Trolleys

### two shelves with rails

50x50x90cm high - Stainless Steel

Provet Code: TROL I R

50x50x90cm high - Powder Coated

Provet Code: TROL EI01

60x50x90cm high - Stainless Steel

Provet Code: INST T 21

60x50x90cm high - Powder Coated

Provet Code: TROL EI02



## Instrument Trolleys

### one draw

50x50x90cm high - Stainless Steel

Provet Code: TROL D E1

50x50x90cm high - Powder Coated

Provet Code: TROL D E2

60x50x90cm high - Stainless Steel

Provet Code: TROL E0460

60x50x90cm high - Powder Coated

Provet Code: TROL EI03



## Instrument Trolleys

### two draw

50x50x90cm high - Stainless Steel

Provet Code: INST T 26

50x50x90cm high - Powder Coated

Provet Code: TROL EI04

60x50x90cm high - Stainless Steel

Provet Code: TROL D E16

60x50x90cm high - Powder Coated

Provet Code: TROL D E17



## Veterinary Anaesthetic Trolleys

A range of trolleys especially designed for veterinary anaesthesia

Standard features include:

- Available as single, two or three drawer
- Provision at the left side for 2 gas bottles up to 'G' size
- Adjustable IV Stand supplied fits into any leg socket
- Drawers fitted with double extension drawer slides for ease of use and access to full depth

Dimensions:

Base 90cm x 50cm

Top 50cm x 50cm

Drawer Height 12.5cm

Drawer Depth 45cm

Provet Codes:

Single draw - ANAE T E1

Two draw - ANAE T 2DR

Three draw - ANAE T E3



# PROVET INSTRUMENTS AND EQUIPMENT

For more information on how we can take you to where you want to be...

call:

Provet Nth Qld	-	07 4725 6722
Provet QLD	-	1800 777 707
Provet VMS	-	02 4955 4488
Provet NSW	-	02 9899 5022
Provet RIV	-	02 6921 4799
Provet VIC	-	03 9540 5700
Provet SA	-	08 8229 5555
Provet WA	-	08 9240 1022
Provet New Zealand	-	+64 9920 4440

or:

send an e-mail to [ievms@provet.com.au](mailto:ievms@provet.com.au) or visit [www.provet.com.au](http://www.provet.com.au)  
or simply contact your local Provet Business Account Manager.

INSTRUMENTS  
& EQUIPMENT



Provet takes you to where you want to be...